


Instruction for CHW Ag/Anaplasma Ab/E.canis Ab/LSH Ab test



Sample fill line (black line) : 1 drop (10 μ l)

1

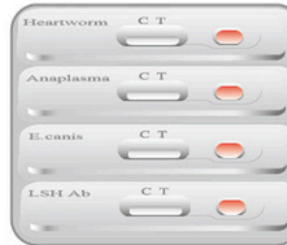
Sampling & loading



1 drop of sample
 ●● Do not overload the sample !!

2

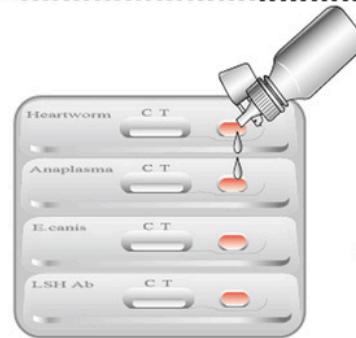
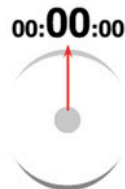
Absorption



Wait for complete absorption

3

Buffer addition

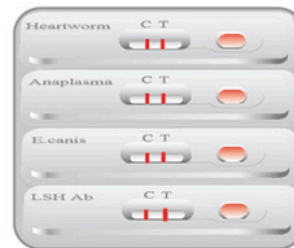


2 drops of buffer
 ●● after complete absorption

4

Reading

00:05:00-00:10:00



+

Read the result 10 min

-

5

Discard

00:10:00



Discard the used device
 In valid result after 10 min

